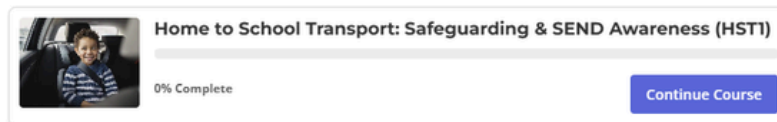


1. On the internet - go to www.spectrumcourses.co.uk and **Log In**.
If you need help, please refer to our **How to Log In** guide.

2. The courses you are enrolled on will be listed on the front page.

[Buy Course](#)[Dashboard](#)[Logout](#)

My Courses

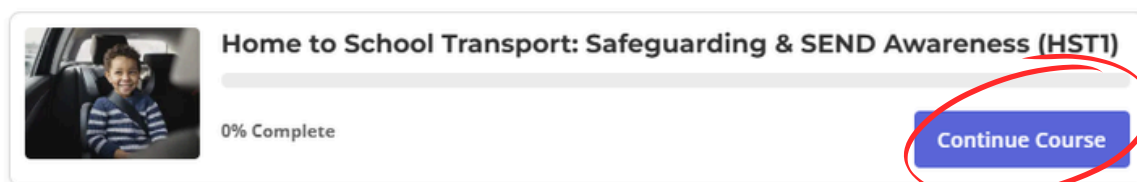


The course card displays a small image of a child in a car seat on the left. To the right of the image, the text reads "Home to School Transport: Safeguarding & SEND Awareness (HST1)". Below this text is a progress bar that is empty, with "0% Complete" written underneath. On the far right of the card is a blue button labeled "Continue Course". A red arrow points to the "Continue Course" button.

3. Click **Continue Course** on the course you wish to start (or continue).



My Courses



This is a second view of the same course card as above. The "Continue Course" button is now circled in red, indicating it should be clicked.

4. You will be presented with the course information page.
Click on **Start** or **Continue**.

Home to School Transport: Safeguarding & SEND Awareness (HST1)

Posted in [Home to School Transport](#)

This course is for Drivers and Passenger Assistants (PAs) working in Home to School Transport.


It meets the training requirements of the latest statutory guidance issued by the Department for Education (DfE).

£36.00 (£30.00 + VAT) – 30 days of access

Course Information

Estimated Time: 3-4 hours

Categories: [Home to School Transport](#)



Course Progress



Introduction	
<input type="checkbox"/> Course Instructions	1 of 3
<input type="checkbox"/> Your Training Team	2 of 3



Introduction

<input type="checkbox"/> Course Instructions	1 of 3
<input type="checkbox"/> Your Training Team	2 of 3
<input type="checkbox"/> Learning Objectives	3 of 3

Module 1: The Home to School Contract

<input type="checkbox"/> 1.1 What is Home to School Contract work?	1 of 2
<input checked="" type="checkbox"/> 1.2 The Pupils you Transport	2 of 2

Module 2: Understanding Your Role

<input checked="" type="checkbox"/> 2.1 The Team in the Vehicle	1 of 3
<input type="checkbox"/> 2.2 What you Need to Know	2 of 3
<input type="checkbox"/> 2.3 An Appropriate Relationship	3 of 3

Course Navigation



5. The first lesson explains how to take your course. Please read all the instructions carefully before proceeding.

Course Instructions

Back to: [Home to School Transport: Safeguarding & SEND Awareness \(HST1\)](#)

These instructions are to help you. Please read them carefully.

1. You do NOT have to take the whole course at once.
2. Please listen carefully to the information from your training team in the videos. Most videos are followed by a quiz to check your knowledge, and sometimes the quizzes will include additional videos and key points for you.
3. Click the MARK COMPLETE button to progress through the course. You will pass the course if you pass each module.



Introduction

<input type="checkbox"/> Course Instructions	1 of 3
<input type="checkbox"/> Your Training Team	2 of 3
<input type="checkbox"/> Learning Objectives	3 of 3

Module 1: The Home to School Contract

<input type="checkbox"/> 1.1 What is Home to School Contract	1 of 2
--	--------

6. At the bottom of each lesson, you will find the navigation buttons. You can move backwards or forwards through the lessons. To move forward to the next lesson, you must first **Mark Complete** the lessons you are on.

- Learn to plan and respond to an emergency.
- Learn about the importance of your role.

Mark Complete

Previous Lesson
Your Training Team

Next Lesson
1.1 What is Home to School Contract work?


Module 3: Understanding Your Passengers

- 3.1 Invisible Disabilities 1 of 4
- 3.2 Autism & ADHD 2 of 4
- 3.3 Challenging Behaviour 3 of 4
- 3.4 The Importance of Routine 4 of 4

Module 4: Safeguarding

7. The video content is your training : watch and listen carefully to help you answer the questions. Move through the course by pressing the button **Next Question**.

Please watch the next video carefully. Check your knowledge with the quiz that follows.



1/5 **Next Question**

- Learning Objectives 3 of 3

Module 1: The Home to School Contract

- 1.1 What is Home to School Contract work? 1 of 2
- 1.2 The Pupils you Transport 2 of 2

Module 2: Understanding Your Role

- 2.1 The Team in the Vehicle 1 of 3
- 2.2 What you Need to Know 2 of 3
- 2.3 An Appropriate Relationship 3 of 3

Module 3: Understanding Your Passengers

- 3.1 Invisible Disabilities 1 of 4

8. Throughout your course, you will be presented with Quiz's to complete. Click the **Take Quiz** button to start each quiz.



Take Quiz

Previous Lesson
Learning Objectives

Next Lesson
1.2 The Pupils you Transport

- 3.4 The Importance of Routine 4 of 4

Module 4: Safeguarding

- 4.1 Your Responsibility 1 of 4
- 4.2 The 4 'R's of Safeguarding 2 of 4
- 4.3 What Would You Do? 3 of 4
- 4.4 County Lines 4 of 4

9. Quiz questions are presented as:

- Multiple Choice
- Single Answer
- True or False
- Picture Selection

You must answer all questions to progress to the end of the quiz.

What should you consider before you accept Home to School Contract work?
Select all that apply.

A Understand that you're transporting children with special educational needs disabilities

B The work can be difficult because your passengers may show challenging behaviours

C You need patience and understanding

D It's just another fare: your job is just to get them from A to B

E It's your responsibility to look after these pupils on their way to and from school

F If you do this work well, you can be an important role model for the pupils

2/5 [Previous Question](#) [Next Question](#)

True or False?
Your work on a home to school contract will be as easy as other fares.

A True

B False

3/5 [Previous Question](#) [Next Question](#)

10. At the end of each quiz, click on **Complete Quiz** to see your results.

The passengers could have a wide range of difficulties which I may not have encountered before

D The team in the vehicle doesn't need to think about it - that's what other people do

I need to realise that every passenger is an individual, with their own individual needs

5/5 [Previous Question](#) [Complete Quiz](#)


11. When lessons are completed you will see your results.

If you have passed, you can progress to the **Next Lesson** by clicking the blue button.

If you have failed you must retake the lesson. Click on the orange button **Start Quiz**.

If you have passed but not scored 100% you can retake if you would like to, or carry on.

Attempt #14 Results



Correct Answers: 4 / 4

Completed: December 30,
2024 1:50 pm

Total time: 12 minutes, 9
seconds

1 Please watch the next video carefully. Check your knowledge with the quiz that follows.

✔ What should you consider before you accept Home to School Contract work? Select all that apply.
1 / 1 points ✓

✔ True or False? Your work on a home to school contract will be as easy as other fares.
1 / 1 points ✓

✔ How should you try to make the pupils feel while they are with you? Select all that apply.
1 / 1 points ✓

✔ What should you think about before accepting Home to School contract work? Select all that apply.
1 / 1 points ✓

View Previous Attempts

— Select an Attempt —

Quiz Information

- Minimum Passing Grade: 80%
- Remaining Attempts: Unlimited
- Questions: 5

Start Quiz

Next Lesson

Learning Objectives 3 of 3

Module 1: The Home to School Contract

1.1 What is Home to School Contract work? 1 of 2

1.2 The Pupils you Transport 2 of 2

Module 2: Understanding Your Role

2.1 The Team in the Vehicle 1 of 3

2.2 What you Need to Know 2 of 3

2.3 An Appropriate Relationship 3 of 3

Module 3: Understanding Your Passengers

3.1 Invisible Disabilities 1 of 4

3.2 Autism & ADHD 2 of 4

3.3 Challenging Behaviour 3 of 4

3.4 The Importance of Routine 4 of 4

Module 4: Safeguarding

4.1 Your Responsibility 1 of 4

4.2 The 4 'R's of Safeguarding 2 of 4

4.3 What Would You Do? 3 of 4

4.4 County Lines 4 of 4

Module 5: Transporting more than One Pupil

5.1 Transporting Additional Pupils 1 of 1

12. When you have completed all course lessons and quizzes, you will be asked to fill in a feedback survey. Please fill this in and **Submit** it.

Did you use the audio option to listen to any of the course? *

- I listened to it all
- I listened to some of it
- I didn't listen to any of it
- I didn't know I could listen to the course in my preferred language

Did you watch the videos in the course in English or use the captions in your preferred language? *

- I watched everything in English
- I used the captions in my preferred language

I am proud to have a professional qualification by passing this course. *

- True
- False

Submit

Lesson Complete

Previous Lesson
7.1 Making a Difference

Back to Course
Home to School Transport:
Safeguarding & SEND Awareness
(HST1)

13. Finally, **MARK THE LESSON COMPLETE** to finish your course. You will then be awarded your certificate.